

We offer various packaging (protein concentration, activity, etc.) if necessary.

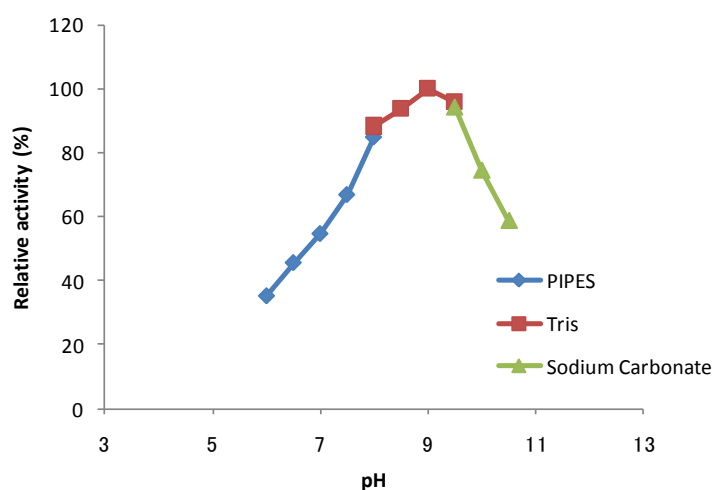
Data sheet

Enzyme	;	Urate oxidase
Code	;	URI-11-01
Lot #	;	1-I001T
Protein conc. ;		mg/ml
Volume	;	ml
Form	;	20 mM Tris-HCl (pH 7.5)/50 mM NaCl
Storage	;	4 °C
Activity	;	U/ml (@37°C, pH9.0)
Notes	;	For research use only.

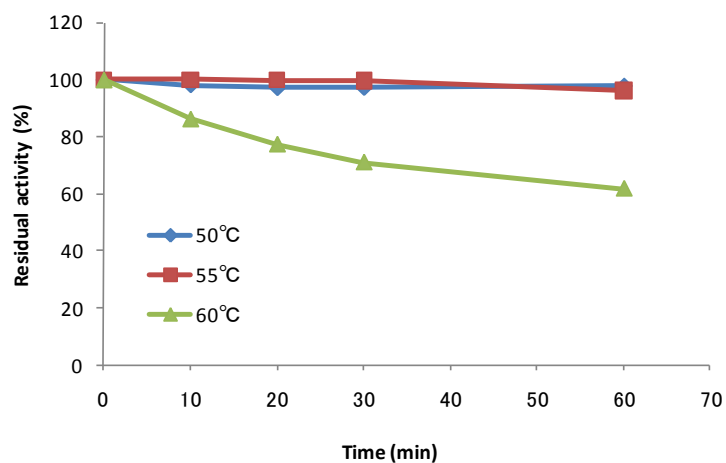
● **Activity measurement :**

Reaction mix (50 mM Borate buffer (pH 9.0), 0.2 mM Uric acid and appropriate amount of the enzyme) was incubated at 37 °C and A_{293} was monitored. One unit is defined as the amount of the enzyme oxidizing 1 μmol of Uric acid ($\epsilon_{293}=12.6 \text{ mM}^{-1} \text{ cm}^{-1}$) per 1 minute using Uric acid as a substrate.

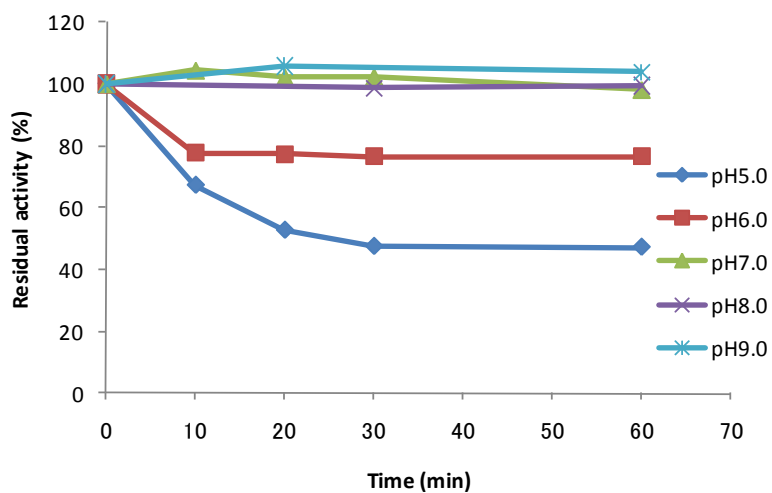
◆ Optimum pH



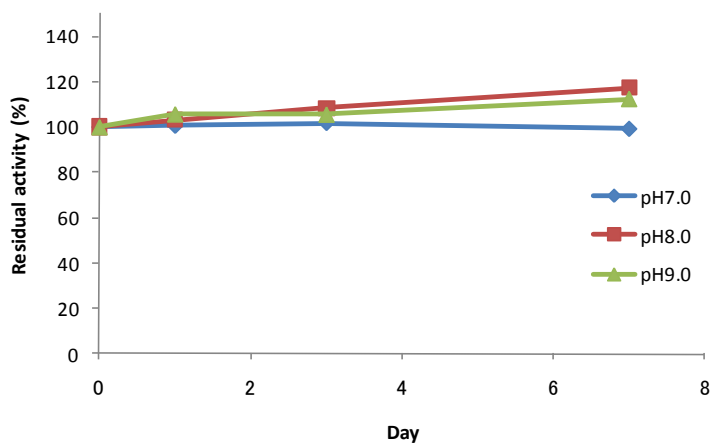
◆ Thermostability



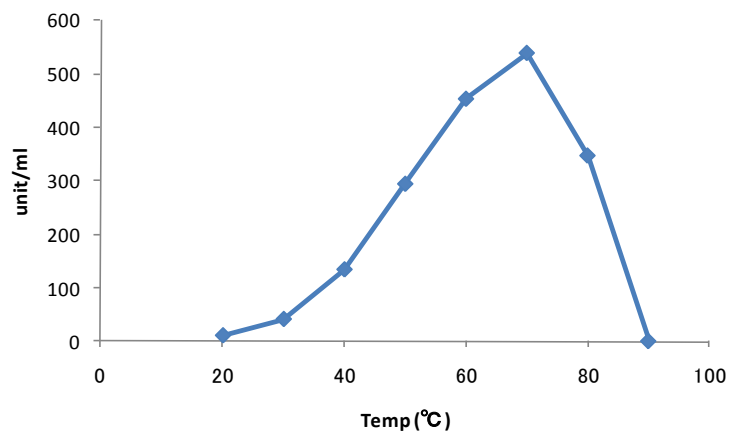
◆ pH stability



◆ Stability at 37 °C



◆ Temperature profile



◆ Kinetic parameters

$K_m=19.1 \mu\text{M}$ (@37°C, pH9.0)

◆ Contaminant(s)

Catalase <1.0%