

Glycerol-3-phosphate dehydrogenase B

We offer various packaging (protein concentration, activity, etc.) if necessary.

Data sheet

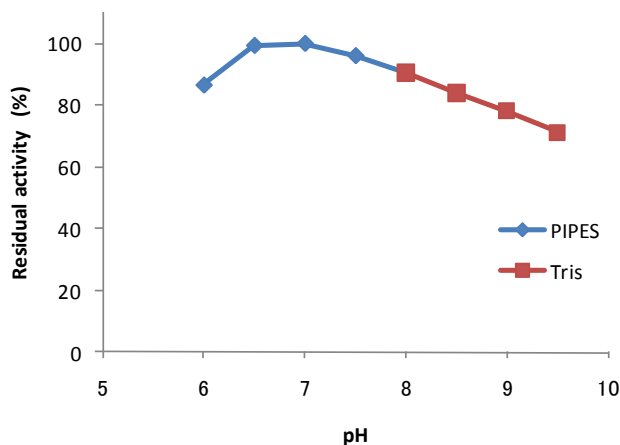
Enzyme	;	Glycerol-3-phosphate dehydrogenase B
Code	;	GLP-74-01
Lot #	;	1-I101
Protein conc.	;	mg/ml
Volume	;	ml
Form	;	20 mM Tris-HCl (pH 8.0)
Storage	;	-20°C
Activity	;	U/ml (@50°C, pH 7.0)
Notes	;	For research use only.

●Activity measurement :

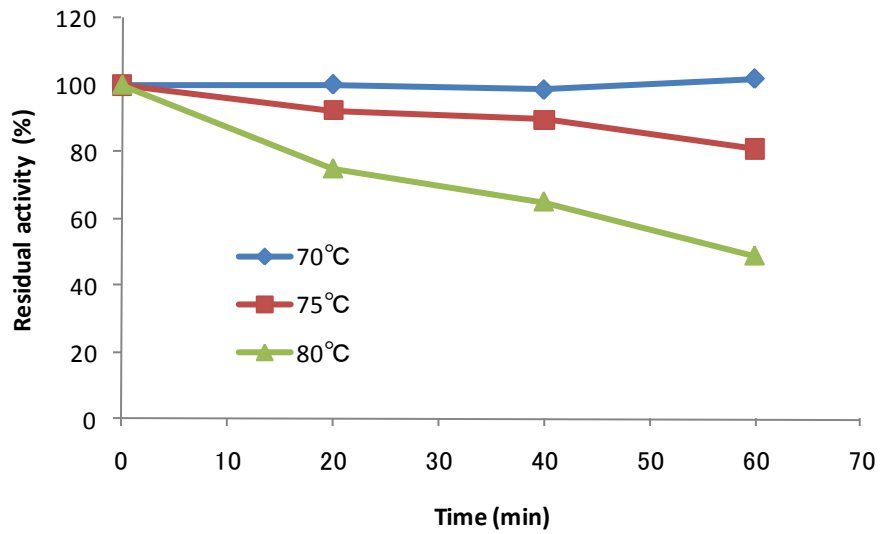
Reaction mix (50 mM PIPES-KOH (pH 7.0), 2 mM Ferricyanide, 10 mM Glycerol-3-phosphate and appropriate amount of the enzyme) was incubated at 50 °C and A_{420} was monitored.

One unit is defined as the amount of the enzyme reducing 1 μmol of Ferricyanide ($\epsilon_{420}=1.04 \text{ mM}^{-1} \text{ cm}^{-1}$) per 1 minute using Glycerol-3-phosphate as a substrate.

◆ Optimum pH



◆ Thermostability

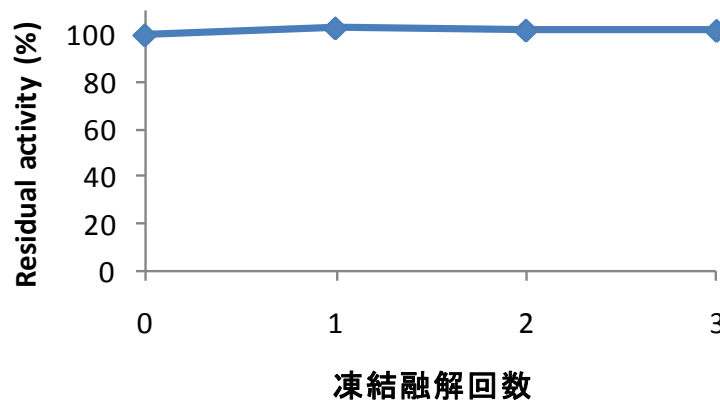


◆ Kinetic parameters

K_m (Glycerol-3-phosphate) = 0.41 mM (@50°C, pH 7.0)

K_m (Ferricyanide) = 0.49 mM (@50°C, pH 7.0)

◆ Freeze-Thaw Test



Freeze-Thaw (cycle)