

There is a possibility of changing the 'Code' and/or 'Lot No.'
 'Protein conc.' and 'Activity' might vary between lots.

Data sheet

Enzyme ; **β -1,4-Mannanase TT1**

Code ; MNN-75-01

Lot No. ; 1-H201T

Protein conc. ; 2.1 mg/ml

Volume ; 10 ml

Form ; 20 mM Tris-HCl(pH 7.5), 50 mM NaCl

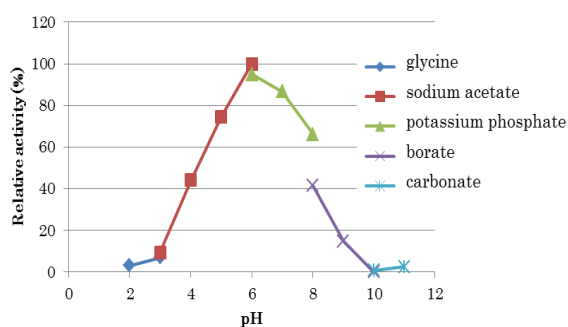
Storage ; -20 °C

Activity ; 323 U/ml

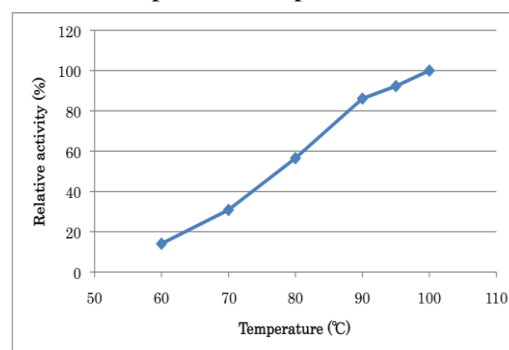
Notes ; For research use only.

Activity measurement . . . The enzyme was mixed with the pre-warmed substrate solution (0.5% β -1,4-D-mannan in 50 mM sodium acetate buffer (pH6.0)). After incubation at 90 °C for 5 min, the reducing power was measured by the modified DNS method. One unit is defined as the amount of enzyme producing reducing power equivalent to 1 μ mol of glucose per min.

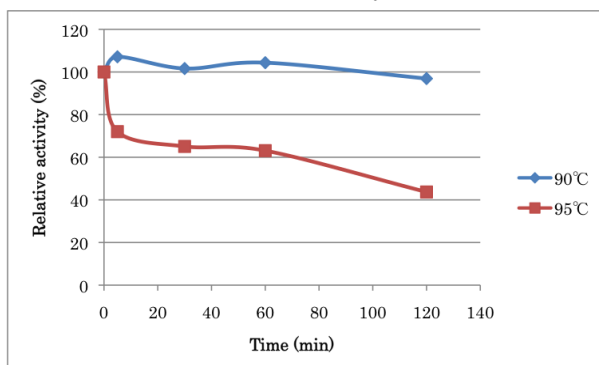
Optimum pH



Optimum temperature



Thermal stability



Substrate specificity

